



Appealing, forgiving, comfortable

TrueBlue gel mask with Auto-Seal Technology

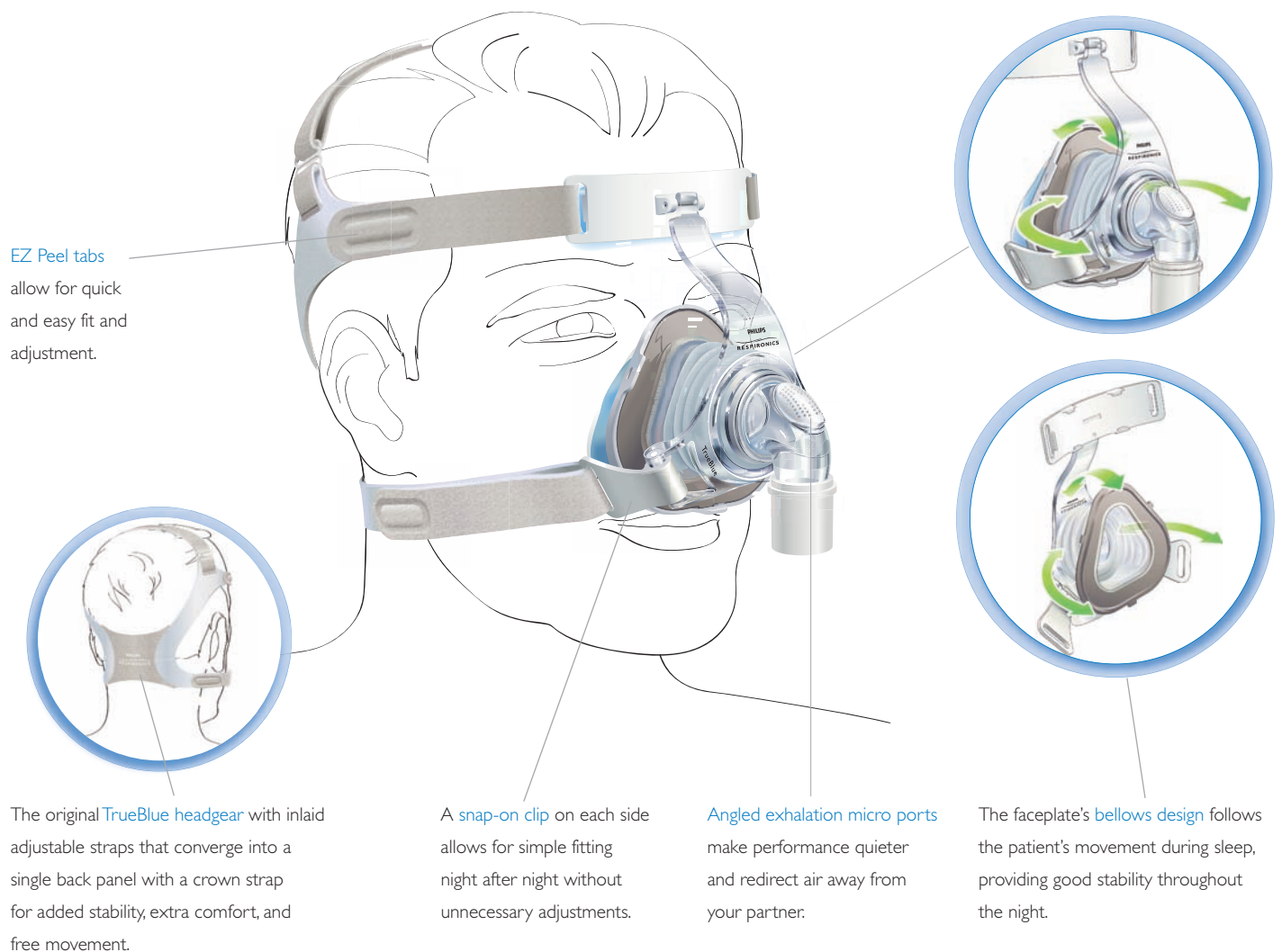
Appealing, forgiving, comfortable

TrueBlue gel mask with Auto-Seal Technology

The mask is a crucial determinant of Positive Airway Pressure (PAP) **treatment acceptance**. Common reasons for non-adherence include pressure intolerance and issues related to the mask, such as facial discomfort, skin injury, and significant air leaks.¹

The **TrueBlue** mask combines the **best-in-class gel material** and the **Auto-Seal technology** to provide an immediate seal with fewer adjustments.

Forgiving



EZ Peel tabs allow for quick and easy fit and adjustment.

The original **TrueBlue headgear** with inlaid adjustable straps that converge into a single back panel with a crown strap for added stability, extra comfort, and free movement.

A **snap-on clip** on each side allows for simple fitting night after night without unnecessary adjustments.

Angled exhalation micro ports make performance quieter and redirect air away from your partner.

The faceplate's **bellows design** follows the patient's movement during sleep, providing good stability throughout the night.

Reference


1 Elliott. The interface: crucial for successful noninvasive ventilation. *Eur Resp J* 2004

Appealing

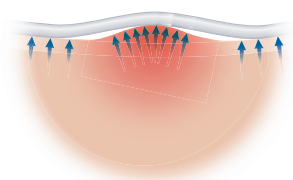
TrueBlue mask's low profile design decreases overall footprint and face coverage.

The touch and feel of the **TrueBlue** mask is extremely soft and pleasant.

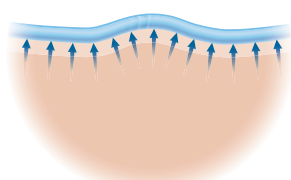
TrueBlue clear polycarbonate frame improves patient's line of sight.



Comfortable



Traditional mask design is known to create uncomfortable pressure points.



TrueBlue gel cushion and the silicone membrane create a system that yields greater comfort.



TrueBlue gel helps prevent leaks by better conforming to the bone structure and contour of the face.



Our **premium blue gel** provides extra stability and is thinner and lighter than ever before.

The ultra-thin, form-fitting outer support **silicone membrane** creates an effective, self-adjusting, leak-free seal.

TrueBlue ordering information

TrueBlue		
TrueBlue mask with exhalation port	Size	Part number
TrueBlue mask	P	1071838
TrueBlue mask	S	1071839
TrueBlue mask	M	1071840
TrueBlue mask	MW	1071841
TrueBlue mask	L	1071842
TrueBlue mask without exhalation port		
TrueBlue mask SE	P	1071843
TrueBlue mask SE	S	1071844
TrueBlue mask SE	M	1071845
TrueBlue mask SE	MW	1071847
TrueBlue mask SE	L	1071848
TrueBlue replacement parts		
Replacement cushion set	Size	Part number
TrueBlue nasal cushion and flap	P	1071861
TrueBlue nasal cushion and flap	S	1071862
TrueBlue nasal cushion and flap	M	1071863
TrueBlue nasal cushion and flap	MW	1071864
TrueBlue nasal cushion and flap	L	1071865
TrueBlue gel forehead pad	–	1071888
TrueBlue headgear (reduced size)	–	1071874
TrueBlue headgear	–	1071875
TrueBlue headgear clips (2/pack)	–	1071877
TrueBlue sizing gauge	–	1071878



TrueBlue sizing

For best results, use the sizing gauge, designed to determine the mask size for any one of your patients. Choose from five convenient sizes: **P, S, M, MW, L.**



Scan with your smart phone to view the [TrueBlue](#) video.



Scan with your smart phone to chat with us.

Please visit www.philips.com/respironics



Leading Distributor

Hitwin Healthcare Pvt. Ltd.
 7/10, Jaganathan Nagar 2nd Main Road,
 Arumbakkam, Chennai, India - 600106.
Ph: 91 44 4684 5555 (20 Lines), 91 44 4233 3313
Mob: 91 93441 66778